

Aim

The Trust's objective is to provide an above average level of income, income growth and long-term growth of capital through a policy of investing mainly in higher yielding UK FTSE 100 companies.

Risks & Features

Investment trusts are quoted companies listed on the London Stock Exchange. Their share prices are determined by factors including the balance of supply and demand in the market, which means that the shares may trade below (at a discount to) or above (at a premium to) the underlying net asset value.

Merchants seeks to enhance returns for its shareholders through gearing, in the form of long-term, fixed rate debentures. Gearing can boost the Trust's returns when investments perform well, though losses can be magnified when investments lose value. You should be aware that this Trust may be subject to sudden and large falls in value and you could suffer substantial capital loss. Derivatives are used to manage the trust efficiently.

History

The Trust was incorporated in February 1889, making it the oldest of the investment trusts in the RCM stable. Initially it principally invested in the fixed interest securities of railway companies in the USA, Canada and South America, with the remainder held in Government securities and companies such as Castlemaine Brewery in Western Australia. The Trust now concentrates primarily upon major UK companies with an above average rate of dividend yield.

Fund Manager's Review



Simon Gergel

The UK General Election resulted in a hung parliament and a Conservative-Liberal coalition. The new government outlined spending cuts and called an emergency budget for 22nd June. Events in the UK however were overshadowed by sovereign debt concerns in Europe. Despite the signing of a €750bn rescue package, the Euro (and sterling) fell heavily against the US dollar and equity markets and other "risk" assets declined. The FTSE 100 Index fell by 6.6%, led down by cyclicals, mining and a notable 14% drop in BP as it struggled to contain a leaking well in the Gulf of Mexico. The Portfolio returned -8.7% due to relatively strong performance from defensives such as BT, SSE and GlaxoSmithKline offset by weakness in National Grid and selected mid caps including International Personal Finance and Inchcape.

Investment activity picked up in May as we exited a number of long standing positions. Arriva, the transport company was sold after receiving a bid from Deutsche Bahn. We sold the remaining position in Halfords following strong performance which has taken the shares to our target level. We exited Rexam which had performed well recently and offered less upside. We also reduced certain other defensive shares that had held up in the market pull back. Proceeds from these sales were reinvested in more depressed, typically larger companies like Aviva, HSBC, National Grid and Balfour Beatty. The market pullback has made valuations more attractive and increased the opportunity set although we remain cautious about the outlook for economic growth as governments address high debt levels. The portfolio remains defensively positioned but with selected positions in cheap, higher growth businesses.

Key Information

Total Assets:	£490.7m
Gearing (net):	27.3%
No. of Shares (Ordinary 1p):	103,213,464
Share Price¹:	335.0p
Net Asset Value²:	353.7p (334.3p – debt at market value)
Premium/-Discount to NAV²:	-5.3% (0.2% – debt at market value)
Dividend Yield²:	6.50%
Net Dividend per Share:	1st interim: 5.6p (paid 19.8.09) 2nd interim: 5.6p (paid 12.11.09) 3rd interim 5.6p (paid 19.2.10) Final 5.7p (payable 14.5.10)
No. of Holdings:	48

All data source RCM (UK) Limited as at 28.05.10 unless otherwise stated.

Launch Date:	16 February 1889
AIC Sector:	UK Income Growth
Benchmark:	FTSE 100 Index
Year end:	31 January
Annual Financial Report:	Final posted in April, Half-yearly posted in September
AGM:	May
Dividends:	February, May, August, November
Price Information:	Financial Times, The Daily Telegraph, www.rcm.com/investmenttrusts
Board of Directors:	Simon Fraser (Chairman), Mike McKeon (Chairman of the Audit Committee), Henry Staunton (Senior Independent Director), Dick Barfield
Investment Manager:	Simon Gergel, Director, UK Equity RCM A company of Allianz Global Investors
Investor Services:	020 7065 1407

¹Source: Lipper as at 28.05.10, market close mid price.

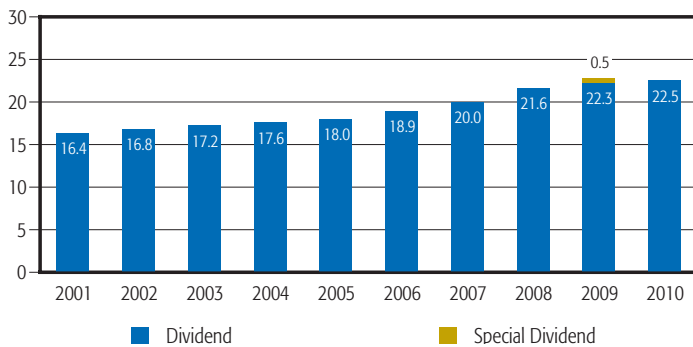
²Source: Datastream as at 28.05.10. Calculated using the latest full year dividend divided by the current share price.

³A trust's net asset value (NAV) is calculated as available shareholders' funds divided by the number of shares in issue, with shareholders' funds taken to be the net value of all the company's assets after deducting liabilities. In line with current industry best practice NAVs are now shown to take into account the 'fair value' of debt. This means NAVs are calculated after allowing for the valuation of debt at fair value or current market price, rather than at final repayment value. NAVs with debt at market value provide a more realistic impact of the cost of debt, and thus a more realistic discount. It is the capital NAV that is shown, which excludes any income.

Top Ten Holdings (%)

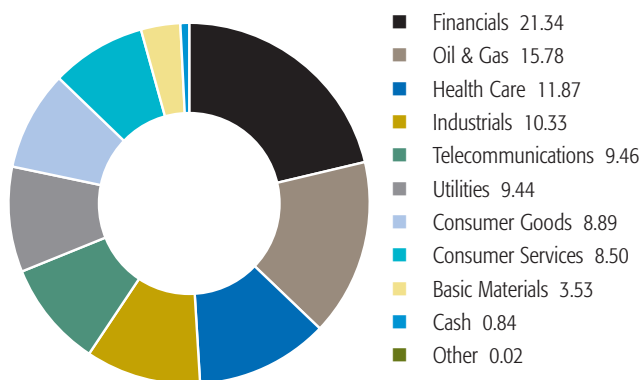
Name	%
Royal Dutch Shell "B" Shares	8.7
GlaxoSmithKline	7.4
Vodafone Group	6.8
BP	6.7
HSBC	6.6
AstraZeneca	4.2
BAE Systems	3.9
Scottish & Southern Energy	3.7
British American Tobacco	3.5
BHP Billiton	3.5
Total	55.0

Ten Year Net Dividend Record (to year end 31 January)



Net dividend paid per share in pence

Sector Breakdown (%)



How to Invest?

The Trust is a UK public limited company traded openly on the stock market. You can purchase shares through a stock broker.

RIC: MRCH **SEDOL:** 0580007 **ISIN:** GB0005800072

Shares in the Trust can be held within an ISA and/or savings scheme and a number of providers offer this facility. A list of suppliers is available on our website www.rcm.com/investmenttrusts or from the AIC at www.theaic.co.uk

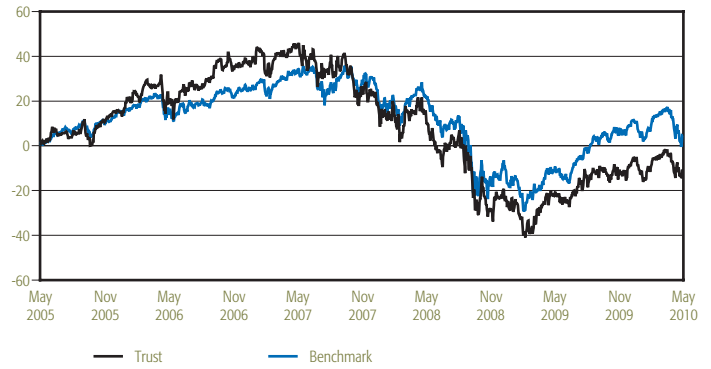
Please note: Our Investment Trust Savings Plan was closed and transferred to Alliance Trust Savings on 29 February 2008. Alliance Trust can be contacted on 01382 573 737 or contact@alliancetrust.co.uk

All data source RCM (UK) Limited as at 28.05.10 unless otherwise stated.

Issued by RCM (UK) Limited. Authorised and regulated by the Financial Services Authority. The information contained herein including any expression of opinion is for information purposes only and is given on the understanding that it is not a recommendation and anyone who acts on it, or changes their opinion thereon, does so entirely at their own risk. The opinions expressed are based on information which we believe to be accurate and reliable, however, these opinions may change without notice.

Performance

Five Year Trust Performance (%)



Cumulative Performance (%)

	3 Months	6 Months	1 Year	3 Years	5 Years
Share Price	-1.18	2.45	14.14	-38.73	-10.90
Benchmark	-3.10	-0.04	17.44	-21.64	4.52

Standardised Past Performance (%)

From	31.03.05	31.03.06	30.03.07	31.03.08	31.03.09
To	31.03.06	30.03.07	31.03.08	31.03.09	31.03.10
Share Price	30.11	10.66	-22.18	-43.18	52.39

Source: Lipper, percentage growth, mid to mid, capital return, to 28.05.10

Benchmark: FTSE 100 Index

Standardised past performance figures comply with the Financial Services Authority's regulations to enable investors to compare different products from different providers.

Past performance is not a reliable indicator of future performance. You should not make any assumptions on the future on the basis of performance information. The value of an investment and the income from it can fall as well as rise as a result of market fluctuations and you may not get back the amount originally invested.

This investment trust charges 65% of its annual management fee to the capital account and 35% to revenue. This could lead to a higher level of income but capital growth will be constrained as a result. Your capital could also decrease if income paid out of capital exceeds the growth rate of the trust.

RCM Advantage

RCM and its predecessors have been managing investment trusts since 1889, providing investors with access to investment markets around the world through professionally managed portfolios. Each trust benefits from the expertise of the RCM fund managers yet, as a company listed on the London Stock Exchange, it is independent and is overseen by its own Board of Directors.

RCM is the global equity specialist within Allianz Global Investors. With offices strategically located in the US, Europe and Asia, RCM uses its global research platform to search out investment opportunities.