

As focused on dividends as you are

The Merchants Trust PLC

Factsheet

30 April 2016

Aim

The Trust's objective is to provide an above average level of income, income growth and long-term growth of capital through a policy of investing mainly in higher yielding UK FTSE 100 companies.

History

The Merchants Trust PLC was incorporated in February 1889, making it the oldest of the investment trusts in the Allianz Global Investors stable. Initially it invested in the fixed interest securities of railway companies in the USA, Canada and South America, but now concentrates primarily on major UK companies with an above average rate of dividend yield.

Trust Benefits

Merchants has for many years focused on a simple proposition to deliver a high and rising income together with capital growth for its shareholders. Simon Gergel has been managing the trust for ten years, investing in a diversified portfolio of large, well-established and well-known UK companies. Although past performance is no guide to the future, after the AGM in May, Merchants will have paid increasingly higher dividends to its shareholders year on year for the last 34 years.

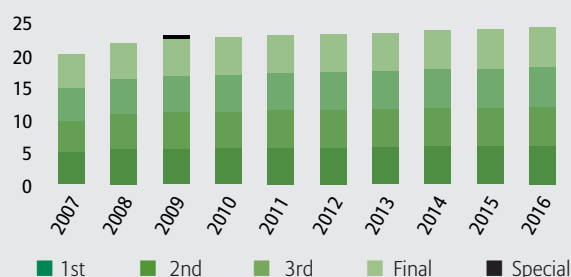
Morningstar Rating™



Morningstar, Inc. All rights reserved. The information given here: (1) is protected by copyright for Morningstar and/or its content providers; (2) may

Ten Year Dividend History

Net Dividend Record in Pence per Share to year end 31 January



Last Four Net Dividend Payments per Share

Record Date	Pay Date	Dividend	Type
22.04.2016	26.05.2016	6.00p	Final
29.01.2016	24.02.2016	6.00p	3rd Quarterly
09.10.2015	12.11.2015	6.00p	2nd Quarterly
17.07.2015	14.08.2015	6.00p	1st Quarterly

Past performance is not a reliable indicator of future results.

not be reproduced or distributed; and (3) is not guaranteed to be accurate, complete or up-to-date. Neither Morningstar nor its content providers shall be liable for any losses or damage that result from use of this information.

A ranking, a rating or an award provides no indicator of future performance and is not constant over time.

Total Assets £610.8m **Shares in Issue** 108,728,464 (Ordinary 25p)

Share Price

410.0p

Source: Lipper

NAV per Share

426.6p

Premium/-Discount

-3.9%

Dividend Yield

5.9%

Gearing

22.0%

Share Price is the price of a single ordinary share, as determined by the stock market. The share price above is the mid-market price at market close.

Net Asset Value (NAV) per Share is calculated as available shareholders' funds divided by the number of shares in issue, with shareholders' funds taken to be the net value of all the company's assets after deducting liabilities.

The NAV figure above is based on the fair/market value of the company's long term debt

and preference shares (known as debt at market value). This allows for the valuation of long-term debt and preference shares at fair value or current market price, rather than at final repayment value (known as debt at par).

Premium/Discount. Since investment company shares are traded on a stock market, the share price that you get may be higher or lower than the NAV. The difference is known as a premium or discount.

Dividend Yield is calculated using the latest full year dividend divided by the current share price.

Gearing is a measure of a company's financial leverage and shows the extent to which its operations are funded by lenders versus shareholders.

Allianz 
Global Investors

All data source Allianz Global Investors as at 30.04.16 unless otherwise stated.

Allianz Global Investors GmbH, UK Branch, 199 Bishopsgate, London EC2M 3TY

Fund Manager's Review

Hopes for a rebound in Chinese economic growth were reinforced by a sharp bounce in Chinese exports in March after a big decline the previous month. Other Chinese macro-economic data was also broadly encouraging and this set the tone for financial markets. Commodities, such as iron ore and oil, rallied significantly, with the US dollar weakening. The oil market brushed off the failure of OPEC to agree a production freeze, helped by signs that overall US production is now falling.

The UK equity market made modest progress, with the FTSE 100 Index delivering a total return of 1.4%, although the more domestically focused FTSE 250 Mid Cap Index return was slightly negative. The strongest sectors in the market were mining, banks and oil producers, a notable change from the "risk off" trend of most of last year. The weakest sectors included food producers, food retailers, technology and travel & leisure.

The trust's NAV returned 1.6% and the portfolio also produced a positive return, although modestly behind the benchmark. Performance was helped by a double digit return from recruitment group STthree, on improving confidence about their growth prospects. Not owning Imperial Brands (formerly Imperial Tobacco) and Tesco also helped performance as these shares weakened. On the other hand, a profit warning from Mothercare on their international franchise business, hit the share price, and UBM and Carnival also underperformed the market.

Hostelworld, the online booking site for youth hostels, announced their first results since floating on the stock market. These were well received, with strong growth in the core brand and rising activity

“ **The overall stock market represents good value, however there is a wide disparity between different industries. Many of the largest companies, in industries such as oil & gas producers and banks, trade at depressed levels and offer good value.**

via their mobile APP, in particular, which raises customer loyalty and lowers costs. An initial dividend payment reflects an annualised yield of over 5%, or approximately 8% at the floatation price. We added to the initial investment, after the results, on growing confidence in the prospects for future growth.

GlaxoSmithKline reported strong first quarter results, with encouraging progress in raising the profitability of their consumer health business and growing their vaccines business. Both of these businesses have strong competitive positions and were significantly strengthened by the asset swap with Novartis last year.



Simon Gergel, Portfolio Manager

The Merchants Trust PLC is managed by Simon Gergel who is Chief Investment Officer at AllianzGI and has 27 years investment experience. He is pictured here with Matthew Tillet, UK equity portfolio manager. Simon joined AllianzGI in April 2006 from HSBC Halbis Partners where he managed over £900m in high income funds as well as core institutional and life UK equity portfolios. Prior to joining HSBC, Simon worked for 14 years at Phillips & Drew Fund Management / UBS Asset Management.

Within the portfolio, the biggest change was to take profits on part of the holding in National Grid, after substantial share price appreciation, switching the proceeds into a bigger position in Centrica which offers better long term value.

The overall stock market represents good value, however there is a wide disparity between different industries. Many of the largest companies, in industries such as oil & gas producers and banks, trade at depressed levels and offer good value. In contrast, many defensive growth businesses, in industries such as household products, tobacco and beverages look fully valued. Elsewhere, we are finding opportunities amongst recovery situations, where short term risks are depressing share prices below the fundamental value of the business franchise.

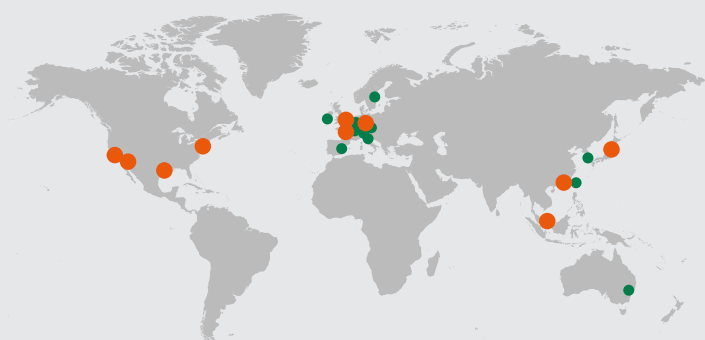
Simon Gergel
5 May 2016

This is no recommendation or solicitation to buy or sell any particular security. Any security mentioned above will not necessarily be comprised in the portfolio by the time this document is disclosed or at any other subsequent date.

About Allianz Global Investors

Allianz Global Investors is a diversified active investment company managing €442 billion (as at 31.12.15) in assets worldwide. AllianzGI employs more than 500 investment professionals in 24 cities in 18 countries and uses specialised in-house researchers around the world to carry out in-depth analysis across economic and industrial sectors. These analysts conduct over 5,000 meetings each year with companies that represent potential investments, feeding back their insights to the portfolio managers and their teams.

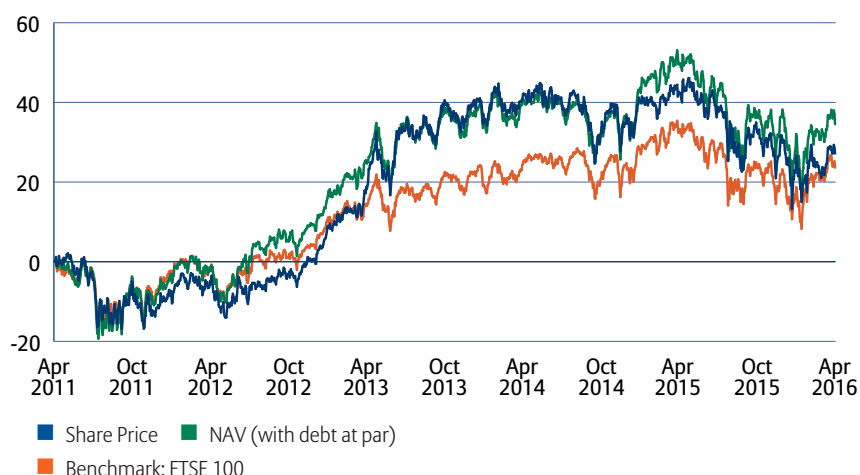
Portfolio managers also benefit from GrassrootsSM Research, a global network of over 300 independent, experienced journalists and field force researchers, and over 50,000 industry contacts to identify stock and sector trends before our competitors do.



- Global centres of investment expertise
- Investment and client service offices

Performance Track Record

Five Year Performance (%)



Risk & Features

Investment trusts are quoted companies listed on the London Stock Exchange. Their share prices are determined by factors including the balance of supply and demand in the market.

Merchants seeks to enhance returns for its shareholders through gearing which can boost the Trust's returns when investments perform well, though losses can be magnified when investments lose value. You should be aware that this Trust may be subject to sudden and large falls in value and you could suffer substantial capital loss.

Derivatives may be used to manage the Trust efficiently.

Cumulative Returns (%)

	3M	6M	1Y	3Y	5Y
Share Price	0.5	-4.0	-10.8	7.6	27.2
NAV	1.9	-1.2	-10.3	7.9	34.5
Benchmark	4.1	0.1	-6.8	8.4	23.7

Discrete 12 Month Returns (%) to 30 April

	2012	2013	2014	2015	2016
Share Price	-5.7	25.4	20.0	0.5	-10.8
NAV	-2.3	27.7	12.5	6.9	-10.3
Benchmark	-2.0	16.4	9.3	6.4	-6.8

Source: Lipper, percentage growth, mid to mid, total return to 30.04.16. Copyright 2016 © Lipper, a Thomson Reuters company. All rights reserved. Lipper shall not be liable for any errors or delays in the content, or for any actions taken in reliance thereon.

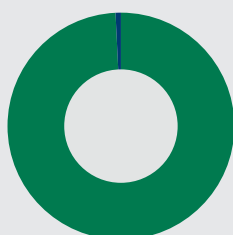

Past performance is not a reliable indicator of future returns. You should not make any assumptions on the future on the basis of performance information. The value of an investment and the income from it can fall as well as rise as a result of market fluctuations and you may not get back the amount originally invested. This investment trust charges 65% of its annual management fee to the capital account and 35% to revenue. This could lead to a higher level of income but capital growth will be constrained as a result.

Portfolio Breakdown

Sector Breakdown (%)



Geographic Breakdown (%)



Top Ten Holdings (%)

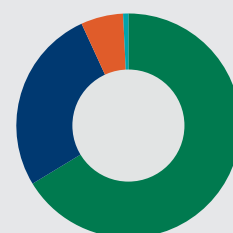
GlaxoSmithKline	7.5
Royal Dutch Shell "B" Shares	7.3
HSBC	5.6
UBM	5.0
BP	4.8
Lloyds Banking Group	3.7
Centrica	3.5
BAE Systems	3.1
Inmarsat	3.0
Tate & Lyle	2.7

Total number of holdings* 45

*Excludes derivatives

Market Cap Breakdown (%)

FTSE 100	66.3	
FTSE 250	26.8	
FTSE Smaller Companies	6.1	
Cash	0.8	



Key Information

Launch Date	16 February 1889
AIC Sector	UK Equity Income
Benchmark	FTSE 100
Annual Management Charge	0.35%
Performance Fee	No
Ongoing Charges ¹	0.58%
Year End	31 January
Annual Financial Report	Final posted in April, Half-yearly posted in September
AGM	May
NAV Frequency	Daily
Dividends	February, May, August, November
Price Information	Financial Times, The Daily Telegraph, www.merchantstrust.co.uk
Company Secretary	Kirsten Salt
Investment Manager	Simon Gergel, CIO, UK Equities
Codes	RIC: MRCH.L SEDOL: 0580007

1. Source: AIC, as at the Trust's Financial Year End (31.01.2016). Ongoing Charges (previously Total Expense Ratios) are published annually to show operational expenses incurred in the running of the company but excluding financing costs.

Board of Directors

Left to right: Sybella Stanley, Simon Fraser (Chairman), Paul Yates, Mary Ann Sieghart, Mike McKeon (Chairman of the Audit Committee and Senior Independent Director)



How to invest

The Trust is a UK public limited company traded openly on the stock market and you can purchase shares through a stock broker. Shares in the Trust can be held within an ISA, JISA, SIPP and/or savings scheme. A number of providers offer this facility, a list of which is available on our website.

Contact us

If you have any queries regarding our investment trusts our Investor Services team can be contacted on:

0800 389 4696

www.merchantstrust.co.uk

E-mail: investment-trusts@allianzgi.com

You will find much more information about The Merchants Trust on our website.

Please note that we can only offer information and are unable to provide investment advice. You should contact your financial adviser before making any investment decision.



Allianz 
Global Investors

Investing involves risk. The value of an investment and the income from it may fall as well as rise and investors may not get back the full amount invested. The views and opinions expressed herein, which are subject to change without notice, are those of the issuer and/or its affiliated companies at the time of publication. The data used is derived from various sources, and assumed to be correct and reliable, but it has not been independently verified; its accuracy or completeness is not guaranteed and no liability is assumed for any direct or consequential losses arising from its use, unless caused by gross negligence or wilful misconduct. The conditions of any underlying offer or contract that may have been or will be made or concluded shall prevail.

All data source Allianz Global Investors as at 30.04.16 unless otherwise stated.

This is a marketing communication issued by Allianz Global Investors GmbH, an investment company with limited liability, incorporated in Germany, with its registered office at Bockenheimer Landstrasse 42-44, D-60323 Frankfurt/M, registered with the local court Frankfurt/M under HRB 9340, authorised by Bundesanstalt für Finanzdienstleistungsaufsicht (www.bafin.de). Allianz Global Investors GmbH has established a branch in the United Kingdom, Allianz Global Investors GmbH, UK branch, which is subject to limited regulation by the Financial Conduct Authority (www.fca.org.uk). Details about the extent of our regulation by the Financial Conduct Authority are available from us on request.